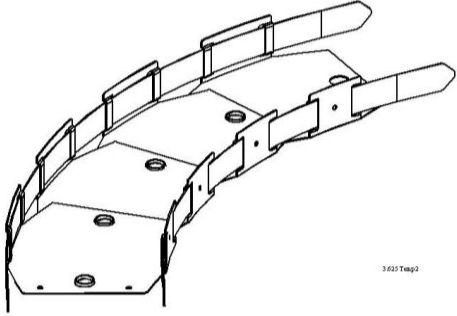
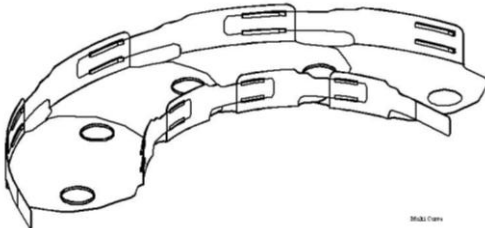
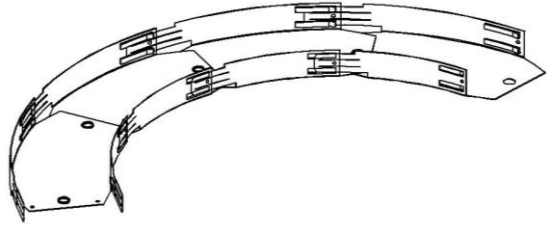


Flex-Ability Concepts Track Flange Designs

Material Width	Material Gauge	Slidable Strap	Integral Strap Right Strap Pointing Forward Left Strap Point Backward	Integral Strap Right & Left Straps Both Pointing Same Direction
				
Flex-C Trac				
2 1/2"	20	X		
3 5/8"	20	X		
4"	20		X	
6"	20	X		
8"	20		X	
10"	20		X	
3 5/8"	18		X	
4"	18		X	
6"	18			X
8"	18		X	
10"	18		X	
3 5/8"	16		X	
4"	16		X	
6"	16			X
8"	16		X	
10"	16		X	
Flex Lite				
3 5/8"	25			X
Flex-C Plate				
2"x4"	20	X		
2"x6"	20	X		
Flex-C Angle				
1 1/8" x 2 1/4"	20	X		
2" x 3 5/8"	16		X*	

* Flex-C Angle 16 ga. has no left strap.

Flex-Ability Concepts
5500 West Reno Avenue, Suite 300, Oklahoma City, OK 73127
Toll Free: 866-443-3539
Tel: 405-996-5343 • Fax: 405-996-5353 • E-mail: info@flexc.com • Web: www.flexabilityconcepts.com